



GOVERNMENT OF GOA
DIRECTORATE OF HIGHER EDUCATION
SCERT Building, Alto-Porvorim-Goa PIN 403 521



UNDER-GRADUATE ADMISSION 2025-2026

**INSTRUCTIONS FOR FILLING ONLINE APPLICATION FORM FOR
UNDER-GRADUATE ADMISSION 2024-2025**

STUDENT SHOULD READ ALL THE INSTRUCTIONS CAREFULLY BEFORE FILLING THE ONLINE APPLICATION FORM. APPLICATIONS INCOMPLETE IN ANY RESPECT SHALL NOT BE PROCESSED.

1. For online admission, visit the DHE Goa website <https://goaadmission.samarth.ac.in/>
2. Student should mandatorily have the following documents in specified format to complete the online application. (**Note: The documents to be uploaded should be in pdf / JPEG / JPG / PNG format with file size 10KB-500KB**)
 - a. SSC Marksheet & HSSC Marksheet
 - b. Aadharcard/Voter ID/Driver Licence/Passport
 - c. Recent Passport Size Coloured Photograph with WHITE / BLUE / RED background. Same photograph shall be used for student ID CARDS)
 - d. Signature
 - e. Leaving Certificate
 - f. Migration OR Transfer Certificate
3. A **Valid certificate** is mandatory for candidates applying under the reservation category - **SC/ST/OBC/EWS/PH**.
4. Students answering supplementary exam are also allowed to register.

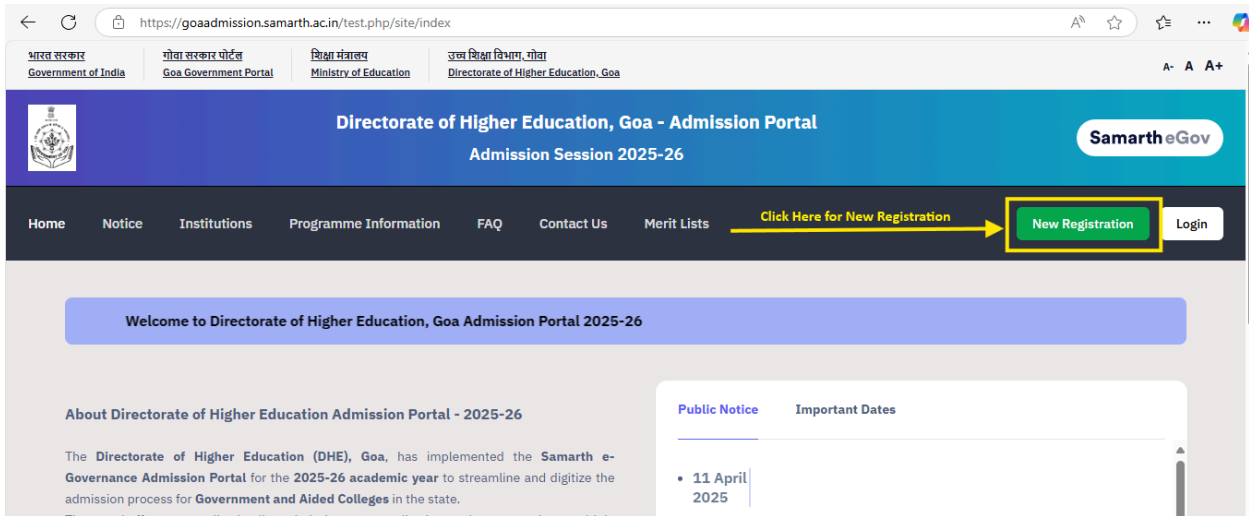
The online application for Under-Graduate Admission 2025-26 is a three step process as follows:

Step1: New User Registration

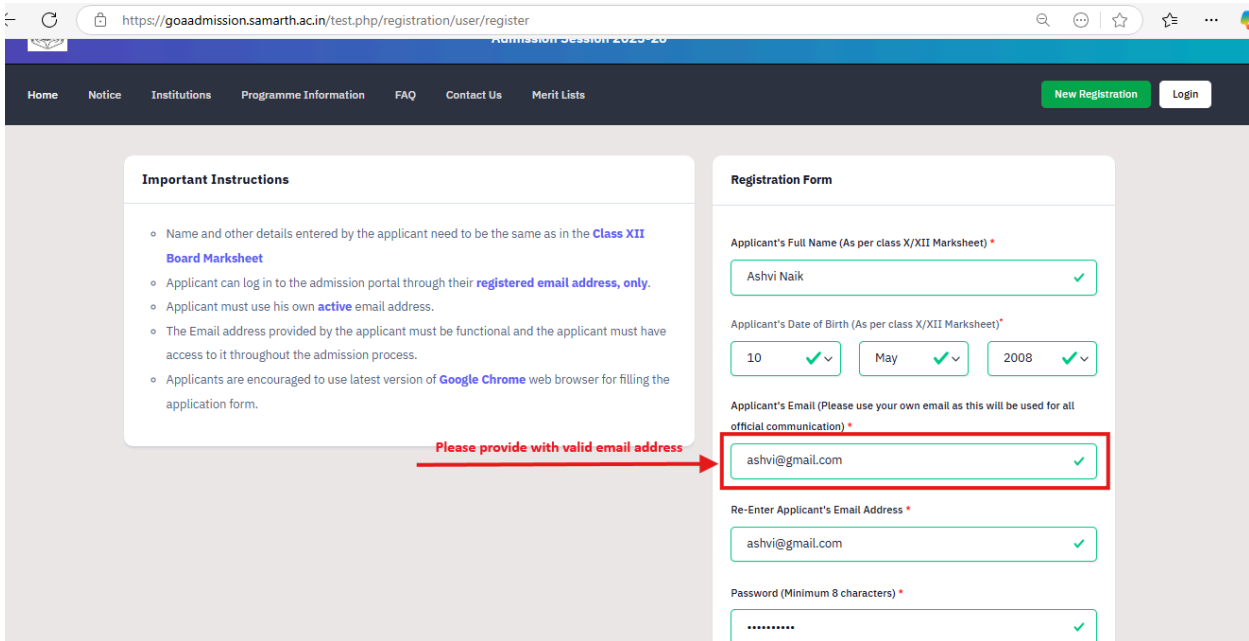
1. New User Registration is a one-time registration process. A student shall register himself/herself only once on the admission portal.
2. Student should have a valid email id as well as mobile number to start the one-time

registration process. If a student does not have a valid email id, then he/she has to create one before starting with the new user registration.

3. To begin with the registration process, click on 'NEW REGISTRATION' where student shall enter valid email id, mobile number and other details in the registration form and click on register to Activate the Account.



4. Fill up the registration form with the valid details



https://goadmission.samarth.ac.in/test.php/registration/user/register

ashvi@gmail.com ✓

Password must contain at least 8 characters, 1 uppercase letter, 1 lowercase letter, 1 numeric character, and 1 special character.

Password (Minimum 8 characters) *
..... ✓

Re-Enter Password *
..... ✓

Mobile Number *
9876543210 ✓

Re-Enter Mobile Number *
9876543210 ✓

Captcha Verification (Type the text shown in the image)
71182
171182 ✓

* Click on the text to change

Register

5. On successful registration, the student will immediately receive an OTP on the registered email address or mobile number for verification providing the student's login credentials for future use. The account should be verified within 15 minutes. It may be possible that the student's login credentials may be delivered in the email spam box if not in the inbox for the first time.

https://goadmission.samarth.ac.in/test.php/registration/user/registration-otp?email=6163c3f4be5d523b206f0de573221b711194367d8476132c6e43ca7...

Info: Please enter the "Verification Code" sent to your registration details.

Verify Account

Please do not refresh this page.
Time remaining to enter the OTP : 12 min 25 sec

Reset Password
Enter the OTP you received on your email As***@gmail.com to verify your account.

OTP received on Mail
356218 ✓

Enter the OTP received on the registered Email/Phone No

Captcha Verification
7753265
7753265 ✓

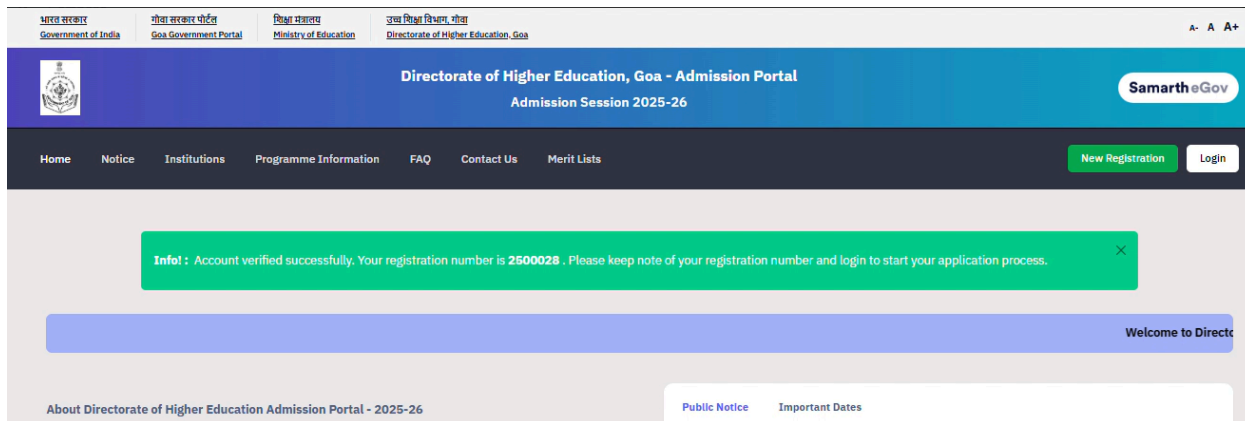
* Click on the text to change

Submit OTP

Resend OTP

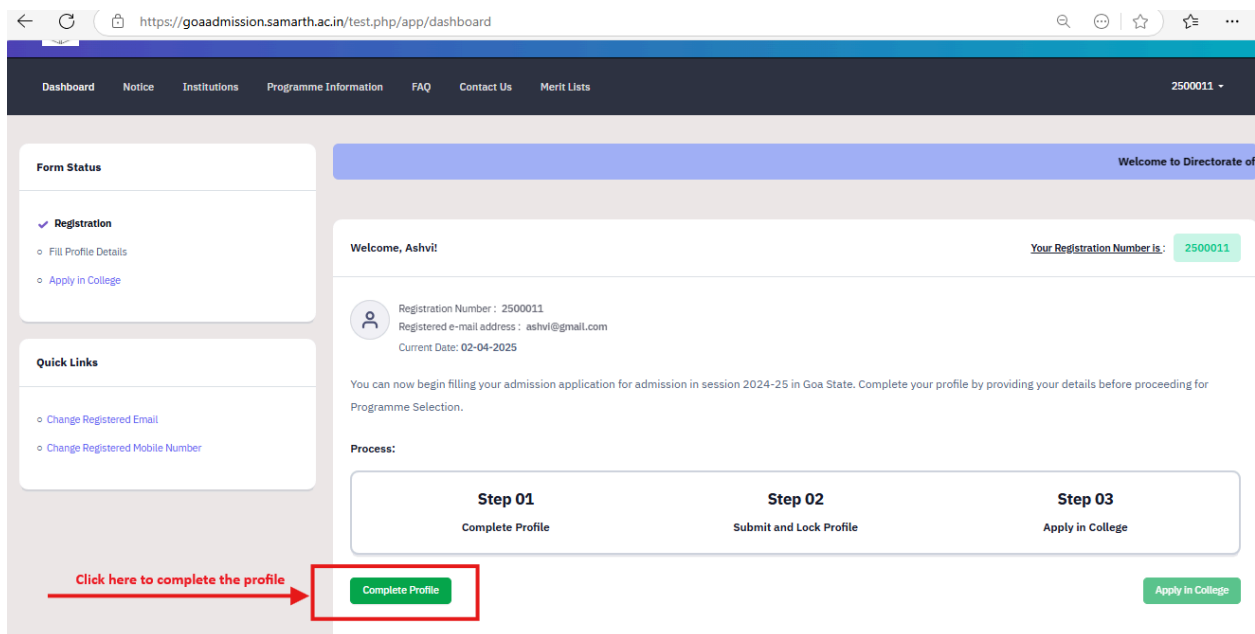
If you don't receive the OTP, check the spam mail before resending OTP

6. After verification, student will be directed to the login page where he/she can login using the credentials and proceed to fill the online application form.



Step2: Complete Profile

1. On successful login, student will click on **Dashboard** button followed by **Complete Profile** to complete the student profile where he/she will fill all personal details





Profile Details (1) Other Details (2) Uploads (3)

Personal Details

Full Name of the Applicant *	Applicant's Gender *
<input type="text" value="Ashvi"/>	<input type="text" value="Female"/>
Marital Status *	
<input type="text" value="Unmarried"/>	
Applicant's Date of Birth *	Age as on April 11, 2025 *
<input type="text" value="1"/> <input type="text" value="May"/> <input type="text" value="2000"/>	<input type="text" value="24 Years 11 Month 10 Days"/>
Social Category *	Sub Category
<input type="text" value="General"/>	<input type="text"/>
Applicant's Registered Email *	Alternate Email
<input type="text" value="ashvi@gmail.com"/>	<input type="text"/>

Registered Mobile Number *	Alternate Mobile Number (Parent's/Guardian's)
<input type="text" value="9921414683"/>	<input type="text"/>
Blood Group	
<input type="text" value="Select"/>	
Are you a citizen of India? *	Religion *
<input type="text" value="No"/>	<input type="text" value="Hinduism"/>
Nationality (Other than Indian)	
<input type="text" value="Antarctica"/>	
ID Proof *	ID Proof No *
<input type="text" value="Voter ID"/>	<input type="text" value="7777777777777777"/>

Family Details

Mother's Name (As per 12th Marksheet) *	
<input type="text" value="Seema"/>	
Father's Name (As per 12th Marksheet) *	
<input type="text" value="Pravin"/>	
Emergency Contact Number *	Combined Family Income *
<input type="text" value="9876543210"/>	<input type="text" value="Not Applicable"/>

Other Category/Quota

Person with Benchmark Disabilities (PwBD) Category *	
<input type="text" value="Not Applicable"/>	
Children Widows of Armed Forces Personnel *	Are you an Ex-Service man? *
<input type="text" value="Not Applicable"/>	<input type="text" value="No"/>
Are you a Central Service Personnel? *	Are you dependent of Freedom Fighter? *
<input type="text" value="No"/>	<input type="text" value="No"/>

2. After entering the correct details click on **save and next** button.

The screenshot shows a web form titled "Address" with two sections: "Correspondence Address" and "Permanent Address". Both sections have identical fields for Address Line 1, Address Line 2, Country, State, District, and Pincode. A red arrow points from the text "Click here to proceed to Next Step" to a blue button labeled "Save and Next".

Field	Value
Address Line 1 *	H. No 123, Near Gca Ground
Address Line 2 *	porvorim
Country *	India
State *	Goa
District *	NORTH GOA
Pincode *	403101

Permanent Address Click if same as correspondence address

Field	Value
Address Line 1 *	H. No 123, Near Gca Ground
Address Line 2 *	porvorim
Country *	India
State *	Goa
District *	NORTH GOA
Pincode *	403101

3. Profile info should be verified by the student before clicking on **Proceed to Next**. In case of any errors found in the personal profile use **Update details** and make changes accordingly and **Save and Next**.

The screenshot shows a web browser displaying a "Personal Details" preview page. A green notification bar at the top says "Info!: Your personal details saved successfully." Below it are tabs for "Profile Details (1)", "Other Details (2)", "Uploads (3)", and "Preview (4)". The "Profile Details" section contains a table with the following information:

PERSONAL DETAILS	
Full Name of the Applicant : ASHVI	Gender : Female
Marital Status : Unmarried	
Date of Birth : 1 May 2000 Age as on: April 11, 2025: 24 Years 11 Month 10 Days	Social Category : General Sub Category : Not Provided
Blood Group : Not Provided	Religion : Hinduism
Nationality ?	
Registered Email : ashvi@gmail.com	Registered Mobile Number : 9876543210
Alternate Email : Not Provided	Alternate Mobile : Not Provided
Permanent Address : H. No 123, Near Gca Ground, porvorim, NORTH GOA, Goa -403101, India	Correspondence Address : H. No 123, Near Gca Ground, porvorim, NORTH GOA, Goa -403101, India
ID Proof : Voter ID	ID Proof No : /

Alternate Email : Not Provided | Alternate Mobile : Not Provided

Permanent Address : H. No 123, Near Gca Ground, porvorim, NORTH GOA, Goa -403101, India | Correspondence Address : H. No 123, Near Gca Ground, porvorim, NORTH GOA, Goa -403101, India

ID Proof : Voter ID | ID Proof No : ????????????????????

FAMILY DETAILS

Mother's Name (As per 12th Marksheet) : Seema | Father's Name (As per 12th Marksheet) : Pravin

Emergency Contact Number : 9876543210

Combined Family Income : Not Applicable

OTHER CATEGORY/QUOTA

Person with Benchmark Disabilities (PwBD) Category : Not Applicable

Children Widows of Armed Forces Personnel : Not Applicable

Are you an Ex-Service man? : No

Are you a Central Service Personnel? : No

Are you dependent of Freedom Fighter? : No

Back to Dashboard | **Click here to make changes into existing data** → Update Details | Proceed to Next

4. Fill the other details selecting the suitable option using the drop down.

Other Details

Do you belong Urban/Rural/Semi-Urban/Metropolitan Area? *

Select

Do you belong Urban/Rural/Semi-Urban/Metropolitan Area? cannot be blank.

Do you have Migration Certificate? *

Select

Do you have Migration Certificate? cannot be blank.

Are you resident of Goa ? *

Select

Are you resident of Goa ? cannot be blank.

LANGUAGE	PROFICIENCY (READING/WRITING/SPEAKING)
Hindi	<input type="checkbox"/> Reading <input type="checkbox"/> Writing <input type="checkbox"/> Speaking
English	<input type="checkbox"/> Reading <input type="checkbox"/> Writing <input type="checkbox"/> Speaking
Konkani	<input type="checkbox"/> Reading <input type="checkbox"/> Writing <input type="checkbox"/> Speaking <small>Other Language 1 Proficiency cannot be blank.</small>
Marathi	<input type="checkbox"/> Reading <input type="checkbox"/> Writing <input type="checkbox"/> Speaking <small>Other Language 2 Proficiency cannot be blank.</small>

Fields highlighted in RED shows that those fields are mandatory to enter the data

https://goadmission.samarth.ac.in/test.php/personal/form/other

Other Details

Do you belong Urban/Rural/Semi-Urban/Metropolitan Area? *

Urban ✓

Do you have Migration Certificate? *

No ✓

Are you resident of Goa? *

Yes ✓

LANGUAGE	PROFICIENCY (READING/WRITING/SPEAKING)
Hindi	<input type="checkbox"/> Reading <input type="checkbox"/> Writing <input type="checkbox"/> Speaking
English	<input type="checkbox"/> Reading <input type="checkbox"/> Writing <input type="checkbox"/> Speaking
Konkani	<input checked="" type="checkbox"/> Reading <input type="checkbox"/> Writing <input type="checkbox"/> Speaking
Marathi	<input checked="" type="checkbox"/> Reading <input type="checkbox"/> Writing <input checked="" type="checkbox"/> Speaking

Save and Next

5. Click on **Proceed to next**. In case of any errors found in the other details use **update details** and make changes accordingly and **Save and Next**.

Info! : Other Details Saved Successfully

Profile Details (1)
 Other Details (2)
 Uploads (3)
 Preview (4)

Other Details

Do you belong Urban/Rural/Semi-Urban/Metropolitan Area?	Urban
Do you have Migration Certificate?	No
Are you resident of Goa ?	Yes
Language	Proficiency (Reading/Writing/Speaking)
Hindi	NA
English	NA
Konkani	Reading
Marathi	Reading Speaking

6. **For Uploads:** (Photo, signature, X & XII mark sheet, ID Proof and transfer certificate), click on **Select File** to browse to the respective document of specified size followed by **Start Upload**. The successfully uploaded document will be visible on screen once the uploading is complete

Profile Details (1) Other Details (2) **Uploads (3)** Full Preview (4)

Uploads

Instruction for Uploading Image/Photo of Document, Certificate, Marksheet and Signature

- Digital Photo and Signature are required in .jpg or .jpeg image format
- File size of digital photo must be within 10kb to 500.00 KB limit.
- Document/Certificate/Marksheet related size of digital photo must be within 10kb to 500.00 KB limit.

Photo <i>Accepted formats .jpeg .jpg .png [10 KB - 500.00 KB]</i>	Select file
Signature <i>Accepted formats .jpeg .jpg .png [10 KB - 500.00 KB]</i>	Select file
ID Proof Document <i>Accepted formats .jpeg .jpg .pdf .png [10 KB - 500.00 KB]</i>	Select file
Upload domicile Certificate of Goa (If Available) [Click here to change your option] <i>Accepted formats .jpeg .jpg .png .pdf [10 KB - 500.00 KB]</i>	Select file
Upload Transfer/Leaving Certificate <i>Accepted formats .jpeg .jpg .png .pdf [10 KB - 500.00 KB]</i>	Select file

Profile Details (1) Other Details (2) **Uploads (3)** Full Preview (4)

Uploads

Instruction for Uploading Image/Photo of Document, Certificate, Marksheet and Signature

- Digital Photo and Signature are required in .jpg or .jpeg image format
- File size of digital photo must be within 10kb to 500.00 KB limit.
- Document/Certificate/Marksheet related size of digital photo must be within 10kb to 500.00 KB limit.


Photo <i>Accepted formats .jpeg .jpg .png [10 KB - 500.00 KB]</i>	Select file profile.jpg(11KB)	Start Upload Cancel
Signature <i>Accepted formats .jpeg .jpg .png [10 KB - 500.00 KB]</i>	Select file	
ID Proof Document <i>Accepted formats .jpeg .jpg .pdf .png [10 KB - 500.00 KB]</i>	Select file	
Upload domicile Certificate of Goa (If Available) [Click here to change your option] <i>Accepted formats .jpeg .jpg .png .pdf [10 KB - 500.00 KB]</i>	Select file	
Upload Transfer/Leaving Certificate <i>Accepted formats .jpeg .jpg .png .pdf [10 KB - 500.00 KB]</i>	Select file	

Profile Details (1) Other Details (2) Uploads (3) Full Preview (4)

Uploads


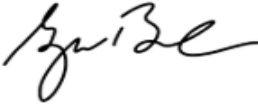


Instruction for Uploading Image/Photo of Document, Certificate, Marksheet and Signature

- Digital Photo and Signature are required in .jpg or .jpeg image format
- File size of digital photo must be within 10kb to 500.00 KB limit.
- Document/Certificate/Marksheet related size of digital photo must be within 10kb to 500.00 KB limit.

Photo <i>Accepted formats .jpeg .jpg .png [10 KB - 500.00 KB]</i>	Select file		Delete
Signature <i>Accepted formats .jpeg .jpg .png [10 KB - 500.00 KB]</i>	Select file		
ID Proof Document <i>Accepted formats .jpeg .jpg .pdf .png [10 KB - 500.00 KB]</i>	Select file		
Upload domicile Certificate of Goa (If Available) <i>[Click here to change your entire]</i>	Select		

Uploaded Image →

7. Once all documents are uploaded click on the preview for next step

<p>PIKASU Accepted formats: .jpeg, .jpg, .png [10 KB - 500.00 KB]</p>	
<p>Signature Accepted formats: .jpeg, .jpg, .png [10 KB - 500.00 KB]</p>	<p>Select file  Delete</p>
<p>ID Proof Document Accepted formats: .jpeg, .jpg, .pdf, .png [10 KB - 500.00 KB]</p>	<p>Select file  Delete</p>
<p>Upload domicile Certificate of Goa (If Available) [Click here to change your option] Accepted formats: .jpeg, .jpg, .png, .pdf [10 KB - 500.00 KB]</p>	<p>Select file</p>
<p>Upload Transfer/Leaving Certificate Accepted formats: .jpeg, .jpg, .png, .pdf [10 KB - 500.00 KB]</p>	<p>Select file  Delete</p>

Once documents are uploaded
click on preview

[Back to Profile Details](#)
Preview

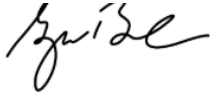
8. Check for every details on PREVIEW tab before confirming

Profile Details

Edit

PERSONAL DETAILS

Full Name of the Applicant : ASHVI	Gender : Female
Marital Status: Unmarried	
Date of Birth: 1 May 2000 Age as on: April 11, 2025: 24 Years 11 Month 10 Days	Social Category : General Sub Category : Not Provided
Blood Group: Not Provided	Religion : Hinduism
Nationality ?	
Registered Email : ashvi@gmail.com	Registered Mobile Number: 9876543210
Alternate Email : Not Provided	Alternate Mobile : Not Provided
Permanent Address: H. No 123, Near Gca Ground, porvorim, NORTH GOA, Goa -403101, India	Correspondence Address : H. No 123, Near Gca Ground, porvorim, NORTH GOA, Goa -403101, India

Signature	
ID Proof Document	View File
Upload domicile Certificate of Goa (If Available)	Not Uploaded
Upload Transfer/Leaving Certificate	View File

Declaration

This is an important step. Please ensure that you have verified the profile details for correctness. No modification will be allowed after this step.

Click on "Confirm and Lock" if you are sure to proceed, else click on "Cancel" to go back to the last viewed page.

I do hereby declare that all the statement made in the profile details are true, complete and correct to the best of my knowledge and belief. I am duly aware that in the event of any particulars or information furnished by me is found to be false/incorrect/incomplete or if i am found indulging in some unlawful act at any time during the course period, my candidature is liable to be summarily rejected/cancelled.

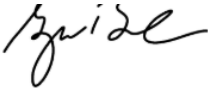
Home

Cancel

Confirm and Lock

9. Before you CONFIRM AND LOCK the profile make sure to that you verify all the details

as you wont be allowed to make any changes once the profile is LOCKED

Signature	
ID Proof Document	View File
Upload domicile Certificate of Goa (If Available)	Not Uploaded
Upload Transfer/Leaving Certificate	View File

Before you CONFIRM AND LOCK the profile see to that you check all the details as you wont be allowed to make any changes once the profile is LOCKED

Declaration

This is an important step. Please ensure that you have verified the profile details for correctness. No modification will be allowed after this step.

Click on "**Confirm and Lock**" if you are sure to proceed, else click on "**Cancel**" to go back to the last viewed page.

I do hereby declare that all the statement made in the profile details are true, complete and correct to the best of my knowledge and belief. I am duly aware that in the event of any particulars or information furnished by me is found to be false/incorrect/incomplete or if i am found indulging in some unlawful act at any time during the course period, my candidature is liable to be summarily rejected/cancelled.

[Home](#) **Check on the declaration before submitting** [Cancel](#) [Confirm and Lock](#)

https://goaadmission.samarth.ac.in/test.php/personal/preview/profile-full-preview

India | गोवा सरकार पोर्टल | पिकां मंत्रालय | उच्च शिक्षा विभाग, गोवा

Goa Government Portal | Ministry of Education | Directorate of Higher Education

Directorate of Higher Education | Samarth

Notice | Institutions | Programme Information | FAC

25000

Profile Details (1) | Other Details (2)

Message

Are you sure you want to submit your profile? **No modification will be allowed after this step.**

[Close](#) [Confirm and Submit](#) **Click Here to Submit**

Profile Details [Edit](#)

PERSONAL DETAILS

Full Name of the Applicant : ASHVI	Gender : Female
Marital Status: Unmarried	
Date of Birth: 1 May 2000 Age as on: April 11, 2025: 24 Years 11 Month 10 Days	Social Category : General Sub Category : Not Provided
Blood Group: Not Provided	Religion : Hinduism

10. Upon successful submission of the profile a success alert will appear on the dashboard

The screenshot shows the dashboard of the Directorate of Higher Education, Goa Admission Portal for the 2025-26 session. At the top, there is a navigation bar with the logo and the text "Directorate of Higher Education, Goa - Admission Portal" and "Admission Session 2025-26". Below this is a menu with options like "Dashboard", "Notice", "Institutions", "Programme Information", "FAQ", "Contact Us", and "Merit Lists". A green alert box at the top left states: "Info : Profile Submitted successfully. You can now apply for programmes." On the left side, there is a "Form Status" section with a checklist: "Registration" (checked), "Fill Profile Details" (checked), and "Apply in College" (unavailable). Below that is a "Quick Links" section with "Change Registered Email". The main content area features a "Welcome, Ashvi!" message with a "View Profile" button. To the right, it displays the user's "Registration Number" as 2500011. Below this, a profile card shows the registration number, email address (code4pride@gmail.com), and current date (03-04-2025). A message states: "Your profile details have been successfully submitted. You can now select Maximum upto 5 Applications after satisfying their minimum eligibility criteria." At the bottom of this card is a green "Apply in College" button.

11. Next step is to submit the application in the colleges student wish to apply

This screenshot is similar to the previous one, showing the same dashboard layout. However, a red rectangular box highlights the "Apply in College" button in the profile card. A red arrow points from the text "Click Here to Apply in College" to this button. The rest of the dashboard content, including the success alert, form status, and navigation, remains the same.

Step3: Apply In College

Tab 1 : Programme Section

1. Student should select appropriate **program** and the respective college for which they wish to seek **admission** and **proceed**

Note : If a student wishes to apply for different colleges, then he/she can do so by using the same login account but with a fresh application.

The screenshot shows a web application interface for 'Programme Selection'. At the top, there is a breadcrumb trail: Programme Selection (1) > Personal Details (2) > Academic Details (3) > Other Details (4) > Uploads (5) > Preview (6) > Confirmation (7). The main heading is 'Select the Programme you want to apply'. Below this, there are three dropdown menus: 'Programme Level' with 'BACHELOR (Under-Graduate Programmes)' selected, 'Programme *' with 'Bachelor of Computer Applications(Computers)' selected, and 'College *' with 'SES's Sridora Caculo College Of Commerce and Management Studies' selected. At the bottom left is a 'Home' button, and at the bottom right is a green 'Proceed' button.

2. After selecting the program and college, student will click on **Proceed** button

This screenshot is identical to the one above, but with a red arrow pointing from the text 'Select appropriate details and proceed' to the green 'Proceed' button. The selected options are 'BACHELOR (Under-Graduate Programmes)', 'Bachelor of Science(B.Sc.)', and 'DCT'S Dhemphe College of Arts and Science'.

3. Considering Bsc and BA Student shall choose **Single (1 Major 1 Minor) or Double (2 Major 1 Minor) major** in the subject of their programme Choice.

Programme Selection (1) Personal Details (2) Academic Details (3) Other Details (4) Uploads (5) Preview (6) Confirmation (7)

Please select your course preferences Bachelor of Science(B.Sc.)

*Select Admission Scheme

1 Major 1 Minor

2 Major 1 Minor

4. Accordingly select the major and minor subjects using the drop down.

Programme Selection (1) Personal Details (2) Academic Details (3) Other Details (4) Uploads (5) Preview (6) Confirmation (7)

Please select your course preferences Bachelor of Science(B.Sc.)

*Select Admission Scheme

1 Major 1 Minor

2 Major 1 Minor

Select the subject from the dropdown

Subject I (Major) Subject II (Minor)

COMPUTER SCIENCE x

MATHEMATICS x

I have read the policies and procedures specified by the university and college admission into the programme offered by the university/college.

Home

COMPUTER SCIENCE

MATHEMATICS

GEOLOGY

BOTANY

CHEMISTRY

5. After selecting the single or double major subjects, student will click on **Proceed** and then **NEXT** button.

Info! : You Course selection for Bachelor of Science(B.Sc.) has been saved successfully. ✕

Bachelor of Science(B.Sc.)

Programme Selection (1)
 Personal Details (2)
 Academic Details (3)
 Other Details (4)
 Uploads (5)
 Preview (6)
 Confirmation (7)

Programme Selection

Programme	Course(s) Selected	Status
Programme : Bachelor of Science(B.Sc.) College : 101: DCT'S Dhemphe College of Arts and Science	1 Major 1 Minor Subject I: COMPUTER SCIENCE Subject II: MATHEMATICS	NOT SUBMITTED NOTE: Application with status Not Submitted would not be considered for admission.

Tab 2 : Personal Details.

1. On this page students will be allowed to just view the personal details and click **Next**

FAMILY DETAILS	
Mother's Name (As per 12th Marksheet) : Seema	Father's Name (As per 12th Marksheet) : Pravin
Emergency Contact Number : 9876543210	
Combined Family Income : Not Applicable	
OTHER CATEGORY/QUOTA	
Person with Benchmark Disabilities (PwBD) Category : Not Applicable	
Children Widows of Armed Forces Personnel : Not Applicable	
Are you an Ex-Service man? : No	
Are you a Central Service Personnel? : No	
Are you dependent of Freedom Fighter? : No	

Tab 3 : Academics Details

1. Select eligibility criteria as minimum 40%.
2. Enter correct SSC and HSSC details in the menu. Use drop downs wherever necessary.

Select Applicable Eligibility Criteria (Read Information Bulletin for Eligibility Criteria)

Applicable Eligibility Criteria*

✔ XII Pass with minimum 40% score.

Qualification Details - XII or Equivalent

Class XII Board/University	GOA BOARD OF SECONDARY AND HIGHER SE... x ▾
Class XII Qualification Status	Passed ▾
XII Year of Passing Final Examination	2018 ▾
Class XII Stream	Science ▾
XII Maximum Marks (Total of all subjects)	550
XII Marks Obtained (Total in all subjects)	240.5
Class XII Division	First Division x ▾
Class XII Roll/Registration Number	37
Class XII Name of the Institution/School	fr.agnel
Class XII Subject Combination	Mat-Phy

NAME OF THE SUBJECT	OBTAINED MARKS	TOTAL MARKS
ACCOUNTANCY x ▾	12.00	50.00
ACTG FOR BUSINESS x ▾	32.00	100.00
AGRICULTURE x ▾	23.00	100.00
BEAUTY & WELLNESS x ▾	24.00	100.00
BASIC PATTERN DEV. x ▾	50.00	100.00
BHARATNATYAM DANCE x ▾	99.50	100.00
Percentage : 43.73%	Total Obtained : 240.5	Max Total : 550

Previous

Click Here for the Next Step

Save and Next

3. On Submitting check if the details entered are correct , if necessary change the data by clicking on **UPDATE DETAILS** or proceed to **NEXT**

Class XII Qualification Status	Passed
XII Year of Passing Final Examination	2018
Class XII Stream	Science
XII Marks Obtained (Total in all subjects)/XII Maximum Marks (Total of all subjects)	NA
Class XII Percentage	43.73
Class XII Division	First Division
Class XII Name of the Institution/School	fragnel
Class XII Board/University	GOA BOARD OF SECONDARY AND HIGHER SECONDARY EDUCATION
Class XII Subject Combination	Mat-Phy
Class XII Roll/Registration Number	37

XII Score Card

Name of the Subject	Total Marks	Obtained Marks
ACCOUNTANCY	50.00	12.00
ACTG FOR BUSINESS	100.00	32.00
AGRICULTURE	100.00	23.00
BEAUTY & WELLNESS	100.00	24.00
BASIC PATTERN DEV.	100.00	50.00
BHARATNATYAM DANCE	100.00	99.50

Previous [Click here to update data](#) [Click here for the Next Step](#)

Tab 4 : Other details

1. View the details and Click on **NEXT**

✓ Programme Selection (1)
✓ Personal Details (2)
✓ Academic Details (3)
✓ Other Details (4)
Uploads (5)
Preview (6)
Confirmation (7)

Other Details

Do you belong Urban/Rural/Semi-Urban/Metropolitan Area?		Urban
Do you have Migration Certificate?		No
Are you resident of Goa ?		Yes
Language	Proficiency (Reading/Writing/Speaking)	
Hindi	NA	
English	NA	
Konkani	Reading	
Marathi	Reading Speaking	

Previous
Next

Tab 5 : Uploads

1. Student need to upload the correct marksheet for the verification, failing to do so will lead into disqualification of the application

Bachelor of Science(B.Sc.)


✓ Programme Selection (1)
✓ Personal Details (2)
✓ Academic Details (3)
✓ Other Details (4)
✓ Uploads (5)
Preview (6)
Confirmation (7)

Uploads

Instruction for Uploading Image/Photo of Document, Certificate, Marksheet and Signature

- Digital Photo and Signature are required in .jpg or .jpeg image format
- File size of digital photo must be within 10kb to 500.00 KB limit.
- Document/Certificate/Marksheet related size of digital photo must be within 10kb to 500.00 KB limit.

Upload Transfer/Leaving Certificate
Accepted formats .jpeg .jpg .pdf [10 KB - 500.00 KB]



Class XII (Scan marksheet and upload)
Accepted formats .jpeg .jpg .pdf [10 KB - 500.00 KB]

Select file

Upload marksheet here

Previous

Preview

Class XII (Scan marksheet and upload)
Accepted formats .jpeg .jpg .pdf [10 KB - 500.00 KB]

Select file



Delete

Previous

Click here for the PREVIEW

Preview


Tab 6 : Preview

1. Review the entire form before confirming



Bachelor of Science(B.Sc.)

✓ Programme Selection (1) ✓ Personal Details (2) ✓ Academic Details (3) ✓ Other Details (4) ✓ Uploads (5) ✓ Preview (6) Confirmation (7)

Preview



Directorate of Higher Education, Goa
Admission Session 2025-2026
Registration Number: 2500011



College : 101: DCT'S Dhempe College of Arts and Science
Programme : Bachelor of Science(B.Sc.)
Application Status : NOT SUBMITTED
NOTE: Application with status Not Submitted would not be considered for admission.

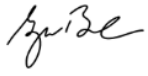
Course(s) Selected:
Subject I: COMPUTER SCIENCE
Subject II: MATHEMATICS

PERSONAL DETAILS

Full Name of the Applicant : ASHVI **Gender :** Female

Form Declaration

"I do hereby declare that all the statement made in the application are true, complete and correct to the best of my knowledge and belief. I am duly aware that in the event of any particulars or information furnished by me is found to be false/incorrect/incomplete or if i am found indulging in some unlawful act at any time during the course period, my candidature is liable to be summarily rejected/cancelled."Additionally undertaking for students whose results are awaited: "I, having been permitted to be provisionally admitted to University hereby undertake to produce the proof of having successfully qualified in the final qualifying examination with requisite percentage of marks if failing. I shall forthwith vacate the seat and shall have no claim for refund of fees already paid."



[Previous](#) **Submit the form to confirm** → [Submit](#)

Tab 7 : Confirmation

1. Student should reverify their entries and read the form declaration and complete the process by clicking the Submit.

Bachelor of Science(B.Sc.)

✔ Programme Selection (1) ✔ Personal Details (2) ✔ Academic Details (3) ✔ Other Details (4) ✔ Uploads (5) ✔ Preview (6) ✔ Confirmation (7)

Verify Details

Registration No.	2500011
Name	Ashvi
Gender	Female
Category	General
PwD Category	Not Applicable
Programme	Bachelor of Science(B.Sc.)

VERIFY THE DETAILS BY CLICKING ON THE CHECKBOXES

Select all the checkboxes

- My Name is **ASHVI** as per the Xth Marksheet/Certificate.
- My Date of Birth is **1-May-2000** as per the Xth Marksheet/Certificate.
- My Category is **General**. Category changes claims will not be entertained in future
- My Gender is **Female**.
- My Mother name is **Seema**.

- Father's / Guardian's Name [Pravin.](#)
- My address for correspondence is correct, which is [H. No 123, Near Gca Ground, porvorim, NORTH GOA, Goa -403101, India](#)
- I have rechecked all the information in the application form and upload fields.
- I have read all the guidelines and other related information about the admission.
- I Agree That, The candidate who has been punished by the court on charges of moral corruption or violence will not be given admission in any course/class. If after admission, he is punished by the court on charges of moral corruption or violence, then his admission will be canceled by the concerned college/university-campus and it will be mandatory to send written information to the university along with facts as soon as possible.
- I Agree That, If any candidate fraudulently takes admission in any class of the university/college, his/her admission can be canceled by the concerned Dean/Principal at any level and it will be mandatory to send the written information to the university as soon as possible.
- I Agree That, If a case is pending against a student in the court and he/she has been released on bail, such student can be considered for admission only if he/she qualifies as per the order of the Hon'ble Court.
- I Agree That, In the event of a student being detained by the police/administration due to criminal activity, the concerned student will be immediately suspended from the college/university campus for the period of detention and his/her admission will be canceled if punished.
- "I do hereby declare that all the statement made in the application are true, complete and correct to the best of my knowledge and belief. I am duly aware that in the event of any particulars or information furnished by me is found to be false/incorrect/incomplete or if i am found indulging in some unlawful act at any time during the course period, my candidature is liable to be summarily rejected/canceled."Additionally undertaking for students whose results are awaited: "I, having been permitted to be provisionally admitted to University hereby undertake to produce the proof of having successfully qualified in the final qualifying examination with requisite percentage of marks if failing, I shall forthwith vacate the seat and shall have no claim for refund of fees already paid."



2. Upon submitting, the student will be shown the application dashboard displaying all the applications created by the student.

The dashboard shows a success message: "Info: Your application has been successfully submitted." Below this, the user is welcomed as "Ashvi" with a registration number of 2500011. The user's profile details include a registered e-mail address and a current date of 03-04-2025. A message states that the profile details have been successfully submitted and that the user can now select a maximum of 5 applications.

The "Programme Applications" section shows a table with the following data:

FORM NUMBER	PROGRAMME	STATUS	ACTION	RECEIPTS
HEDG2500076	University: DHEG, Directorate of Higher Education, GOA College: 101: DCI'S Dhempe College of Arts and Science Programme: Bachelor of Science(B.Sc)	Application Submitted		Print Form

Programme Choice Selection:

1. Under the tab Programme Choice, student will select the programme and College of his choice by clicking on **Apply Colleges** button

2. A student can apply for different degree programs either in the same college or different college.
3. **Students should mandatorily refer the NEP Course Structure offered by the respective College for Semester I & II by visting the College website.**
4. While selecting the subjects, the student will select a Major, Minor & Multidisciplinary subject available in the selected College and Programme.
(Please check the respective College website for detailed structure of the chosen course).
5. Subjects will be allocated to the students at the time of admission counseling based on the merit list and availability of the seats.

For admission related queries contact on the Admission Counselor's numbers given on the DHE website or drop an email at dhe.ug.admission@gmail.com

Note: Candidates are requested not to visit this office for submission of hard copy of the application form